

## Mental Health Profile: North Herts District

### Estimated Population of North


#### Herts:

<b>2012:</b>			
18-64	77,700		<u>18-64</u>
65+	22,700		5% increase
<b>2020:</b>			<u>65+</u>
18-64	81,300		<u>19%</u> increase
65+	27,000		

### Common Mental Health Problems



**1 in 5 Females**



**1 in 8 Males**

Aged 18-64, are estimated to have a common mental health problems

### Borderline Personality Disorders

Estimated number of people in North Herts with a borderline PD -

**350**



**33% Male**

**67% Female**

**16**

% of North Herts residents are estimated to have a common mental health problem

*In line with*

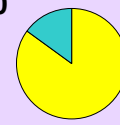
**16**

% of all Hertfordshire residents

### Antisocial Personality Disorders

Estimated number of people in North Herts with an antisocial PD -

**270**



**85% Male**

**15% Female**

**7.2**

% of North Herts residents are estimated have 2 or more psychiatric disorders

*In line with*

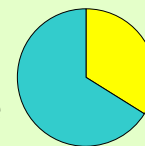
**7.2**

% of all Hertfordshire residents

### Depression in over 65's

- Estimated that 1960 people over 65 have depression.

**34% Male**



**66% Female**

- 7% of all males over 65 have depression compared with 10% of females over 65

**7%**

The estimated number of people over 65 in North Herts with dementia

### Dementia Prevalence

- 1,679 North Herts residents aged 65+ have dementia
- 33 people have early on set dementia (aged 30-64)
- 1 in 4 of those with early on set dementia are male and aged 50-59

**52**

% of the estimated number of people with dementia, are registered as such with a GP